

A Local Algorithm for Structure-Preserving Graph Cut

Dawei Zhou
Arizona State University
dzhou23@asu.edu

Si Zhang
Arizona State University
szhan172@asu.edu

Mehmet Yigit Yildirim
Arizona State University
yigityildirim@asu.edu

Scott Alcorn
Early Warnings LLC.
scott.alcorn@earlywarning.com

Hanghang Tong
Arizona State University
hanghang.tong@asu.edu

Hasan Davulcu
Arizona State University
HasanDavulcu@asu.edu

Jingrui He*
Arizona State University
jingrui.he@asu.edu

ABSTRACT

Nowadays, large-scale graph data is being generated in a variety of real-world applications, from social networks to co-authorship networks, from protein-protein interaction networks to road traffic networks. Many existing works on graph mining focus on the vertices and edges, with the first-order Markov chain as the underlying model. They fail to explore the high-order network structures, which are of key importance in many high impact domains. For example, in bank customer personally identifiable information (PII) networks, the star structures often correspond to a set of synthetic identities; in financial transaction networks, the loop structures may indicate the existence of money laundering. In this paper, we focus on mining *user-specified high-order* network structures and aim to find a *structure-rich* subgraph which does not break many such structures by separating the subgraph from the rest.

A key challenge associated with finding a *structure-rich* subgraph is the prohibitive computational cost. To address this problem, inspired by the family of local graph clustering algorithms for efficiently identifying a low-conductance cut without exploring the entire graph, we propose to generalize the key idea to model high-order network structures. In particular, we start with a generic definition of high-order conductance, and define the high-order diffusion core, which is based on a high-order random walk induced by *user-specified high-order* network structure. Then we propose a novel **High-Order Structure-Preserving Local Cut (HOS-PLOC)** algorithm, which runs in polylogarithmic time with respect to the number of edges in the graph. It starts with a seed vertex and iteratively explores its neighborhood until a subgraph with a small high-order conductance is found. Furthermore, we analyze its performance in terms of both effectiveness and efficiency. The experimental results on both synthetic graphs and real graphs

demonstrate the effectiveness and efficiency of our proposed *HOS-PLOC* algorithm.

KEYWORDS

Local Clustering Algorithm, High-Order Network Structure

1 INTRODUCTION

Given a massive graph and an initial vertex, to identify a good partition from the original graph - a subset of vertices with minimum conductance, is an *NP-complete problem* [19]. Graph-based local clustering algorithms [2, 3, 29] provide an important class of tools to efficiently discover a dense subgraph that contains or is close to a given vertex without exploring the whole graph. Despite the elegant theoretical analysis, most existing works are inherently limited to simple network structures, i.e., vertices and edges, with the first-order Markov chain as the underlying model.

However, in many real-world applications, high-order network structures, e.g., triangles, loops, and cliques, are essential for exploring useful patterns on networks. For example, the multi-hop loop structure may indicate the existence of money laundering in financial networks [11]; the star structure may correspond to a set of synthetic identities in PII networks of bank customers [18]. Therefore, an intriguing research question is whether graph-based local clustering algorithms can be generalized to model *user-specified* network structures in an efficient way. Specifically, the traditional graph-based local clustering algorithms aim to find a cut by exploring the first-order connectivity patterns on the level of vertices and edges, while we aim to find the best cut based on high-order connectivity patterns on the level of network motifs.

Despite its key importance, it remains a challenge to generalize graph-based local clustering algorithms to model high-order network structures. Specifically, we need to answer the following questions. First (**Q1. Model**), it is not clear that how to conduct the generalized random walk with respect to high-order network structures. Some existing works [5, 23, 32] have studied the second-order random walks based on the 3^{rd} -order network structures. However, it is unknown how to construct high-order random walks on the basis of the *user-specified* network structures. Second (**Q2. Algorithm**), how can we design a high-order local clustering algorithm that produces a graph cut rich in the *user-specified* network structures in an efficient way? This question has been largely overlooked

*To whom correspondence should be addressed

Permission to make digital or hard copies of all or part of this work for personal or classroom use is granted without fee provided that copies are not made or distributed for profit or commercial advantage and that copies bear this notice and the full citation on the first page. Copyrights for components of this work owned by others than ACM must be honored. Abstracting with credit is permitted. To copy otherwise, or republish, to post on servers or to redistribute to lists, requires prior specific permission and/or a fee. Request permissions from permissions@acm.org.

KDD '17, August 13–17, 2017, Halifax, NS, Canada

© 2017 Association for Computing Machinery.

ACM ISBN 978-1-4503-4887-4/17/08...\$15.00

<https://doi.org/10.1145/3097983.3098015>

in the previous researches. Third (**Q3. Generalization**), how can we generalize our proposed algorithm to solve the real-world problems on various types of graphs, such as signed graphs, bipartite graphs and multipartite graphs?

To address these problems, in this paper, we propose a novel local algorithm for structure-preserving graph clustering named *HOSPLOC*. The core of *HOSPLOC* is to approximately compute the distribution of high-order random walk [23] that is directly based on *user-specified high-order* network structures, and then utilize the idea of vector-based graph partition methods [24, 25, 29] to find a cut with a small high-order conductance. Our algorithm operates on the tensor representation of graph data which allows the users to specify what kind of network structures should be preserved in the returned cluster. In addition, we provide analyses regarding the effectiveness and efficiency of the proposed algorithm. Furthermore, we present how *HOSPLOC* can be applied to the applications with various types of networks, e.g., signed networks, bipartite networks and multipartite networks. Finally, we evaluate the performance of *HOSPLOC* from multiple aspects using various real-world networks. Figure 1 compares the clusters returned by the proposed *HOSPLOC* algorithm and the Nibble algorithm [29], which shows that *HOSPLOC* is better at partitioning a subgraph with the rich *user-specified high-order* network structure.

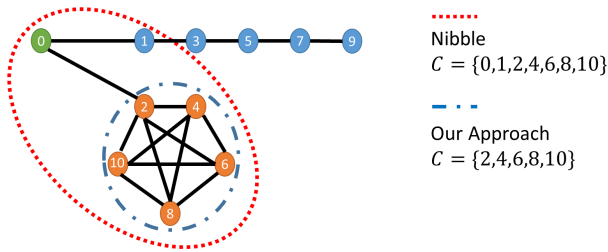


Figure 1: A synthetic network where vertex 0 is connected with two kinds of network structures: clique and line. The local clusters found by *HOSPLOC* (within the blue dash-dot line) and the Nibble algorithm [29] (within the red dotted line) with the same initial vertex, i.e., vertex 0, where *HOSPLOC* is conducted on the basis of 3-node line (illustrated in Table 1).

The main contributions of the paper are summarized below.

- (1) Definitions of adjacency tensor and transition tensor for high-order random walk induced by high-order network structures.
- (2) A local algorithm named *HOSPLOC* for structure-preserving graph cut with *polylogarithmic* time complexity regarding the number of edges.
- (3) Theoretical analyses regarding the effectiveness and efficiency of *HOSPLOC*.
- (4) Generalizations and applications of *HOSPLOC* on signed networks, bipartite networks and multipartite networks.
- (5) Extensive experimental results on both synthetic and real networks demonstrating the performance of the proposed *HOSPLOC* algorithm.

The rest of our paper is organized as follows. Related works are reviewed in Section 2, followed by the introduction of notation

and preliminaries in Section 3. In Section 4, we present our proposed *HOSPLOC* algorithm as well as the analyses regarding its effectiveness and efficiency. Then we introduce its generalizations and applications in Section 5. Experimental results are presented in Section 6 before we conclude the paper in Section 7.

2 RELATED WORK

2.1 Local Spectral Clustering on Graphs

Nowadays, large-scale networks data appear in a broad spectrum of disciplines, from social networks [21, 22] to collaborative networks [8, 9], from rare category detection [34–37] to crowdsourcing [38, 39]. Local spectral clustering techniques provide a simple, efficient time alternative to recursively identify a local sparse cut C with an upper-bounded conductance. In [29], the authors introduce an almost-linear Laplacian linear solver and a local clustering algorithm, i.e., Nibble, which conducts cuts that can be combined with balanced partitions. In [2, 3], the authors extend Nibble algorithm [29] by using personalized PageRank vector to produce cuts with less running time on undirected and directed graphs. More recently, [14] proposes a local graph clustering algorithm with the same guarantee as the Cheeger inequalities, of which time complexity is slightly super linear in the size of the partition. In [4], the authors introduce randomized local partitioning algorithms that find sparse cuts by simulating the volume-biased evolving set process. However, to my best of knowledge, this paper is the first local clustering framework that focuses on modeling high-order network structures and aims to find a *structure-rich* subgraph with a *polylogarithmic* time complexity in the number of edges.

2.2 High-order Markov Chain Models

There are many cases that one would like to model observed data as a high-order Markov chain in different real-world problems, such as airport travel flows [27], web browsing behavior [10] and wind turbine design [26]. To solve these problems, many previous works [1, 26, 30] approximate the limiting probability distribution of high-order Markov chain as a linear combination of transition probability matrix. More recently, in [23], the authors introduce a rank-1 approximation of high-order Markov chain limiting distribution and propose a recursive algorithm to compute it. Later on, [15] introduces a computationally tractable approximation of the high-order PageRank named multi-linear PageRank, where the underlying stochastic process is a vertex-reinforced random walk. In [6], the authors introduce a novel stochastic process, i.e., spacey random walk, whose stationary distribution is given by the tensor eigenvector, and show the convergence properties of these dynamics. In [5, 32], the authors propose the similar spectral clustering frameworks that allow for modeling third-order network structures and conduct partition while preserving such structures on the given graph. Followed by [5], [33] proposes a tensor spectral co-clustering method by modeling higher-order data with a novel variant of a higher-order Markov chain, i.e., the super-spacey random walk. Compared to the existing high-order Markov chain models, we propose a novel scalable local clustering algorithm that can identify clusters with a small conductance and also preserve the *user-specified high-order* network structures in a *polylogarithmic* time complexity. Besides, we also provide provable theoretical

bounds on the effectiveness and efficiency of the proposed *HOSPLOC* algorithm.

3 NOTATIONS AND PRELIMINARIES

In this section, we review the basics of random walks with the Markov chain interpretation and the Nibble algorithm for local clustering on graphs [29], which pave the way for the proposed structure-preserving graph cut algorithm to be introduced in the next section.

3.1 Notations

Given an undirected graph $G = (V, E)$, where V consists of n vertices, and E consists of m edges, we let $A \in \mathbb{R}^{n \times n}$ denote the adjacency matrix of graph G , $D \in \mathbb{R}^{n \times n}$ denote the diagonal matrix of vertex degrees, and $d(v) = D(v, v)$ denote the degree of vertex $v \in V$. The transition matrix of a lazy random walk on graph G is $M = (A^T D^{-1} + I)/2$, where $I \in \mathbb{R}^{n \times n}$ is an identity matrix. For convenience, we define the indicator vector χ_C as follows.

$$\chi_C(v) = \begin{cases} 1 & v \in C \\ 0 & \text{Otherwise} \end{cases}.$$

In particular, the initial distribution of a random walk starting from vertex v could be denoted as χ_v .

The volume of a subset $C \subseteq V$ is defined as the summation of vertex degrees in C , i.e., $\mu(C) = \sum_{v \in C} d(v)$. We let \bar{C} be the complementary set of C , i.e., $\bar{C} = \{v \in \bar{C} | v \in V, v \notin C\}$. The conductance of subset $C \subseteq V$ is therefore defined as $\Phi(C) = \frac{|E(C, \bar{C})|}{\min(\mu(C), \mu(\bar{C}))}$ [7], where $E(C, \bar{C}) = \{(u, v) | u \in C, v \in \bar{C}\}$, and $|E(C, \bar{C})|$ denotes the number of edges in $E(C, \bar{C})$. Besides, we represent the elements in a matrix or a tensor using the convention similar to Matlab, e.g., $M(i, j)$ is the element at the i^{th} row and j^{th} column of the matrix M , and $M(i, :)$ is the i^{th} row of M , etc.

3.2 Markov Chain Interpretation

The o^{th} order Markov chain S describes a stochastic process that satisfies [15]

$$\begin{aligned} &Pr(S_{t+1} = i_1 | S_t = i_2, \dots, S_{t-o+1} = i_{o+1}, \dots, S_1 = i_{t+1}) \\ &= Pr(S_{t+1} = i_1 | S_t = i_2, \dots, S_{t-o+1} = i_{o+1}) \end{aligned} \quad (1)$$

where i_1, \dots, i_{t+1} denote the set of states associated with different time stamps. Specifically, this means the future state only depends on the past o states. If each vertex in graph G corresponds to a distinct state, we can interpret the transition matrix M as the transition matrix of the 1st-order Markov chain. Specifically, the transition probability between vertex i and vertex j is given by $M(i, j) = Pr(S_{t+1} = i | S_t = j)$. In Section 4.1, we introduce the idea of adjacency tensor and transition tensor for modeling the high-order network structures, which will lead to the high-order Markov chains and high-order random walks.

3.3 Nibble Algorithm

Given an undirected graph G and a parameter $\phi > 0$, to find a cut C from G such that $\Phi(C) \leq \phi$ or to determine no such C exists is an NP-complete problem [28]. Nibble algorithm [29] is one of the earliest attempts to partition a graph with a bounded conductance

in polylogarithmic time. Starting from a given vertex, Nibble provably finds a local cluster in time $(O(2^b \log^6 m) / \phi^4)$, where b is a constant which controls the lower bound of the output volume. This is proportional to the size of the output cluster. The key idea behind Nibble is to conduct truncated random walks by using the following truncation operator

$$[q]_\epsilon(u) = \begin{cases} q(u) & \text{if } q(u) \geq d(u)\epsilon \\ 0 & \text{Otherwise} \end{cases} \quad (2)$$

where $q \in \mathbb{R}^n$ is the distribution vector over all the vertices in the graph, and ϵ is the truncation threshold that can be computed as follows [29]

$$\epsilon = \frac{1}{(1800 \cdot (l+2)t_{last}2^b)} \quad (3)$$

where l can be computed as $l = \lceil \log_2(\mu(V)/2) \rceil$, and t_{last} can be computed as $t_{last} = (l+1) \left\lceil \frac{2}{\phi^2} \ln \left(c_1(l+2)\sqrt{\mu(V)/2} \right) \right\rceil$.

Then, Nibble applies the vector-based partition method [24, 25, 29] that sorts the probable nodes based on the ratio of function I_x to produce a low conductance cut. To introduce function I_x mathematically, we first define $S_j(q)$ to be the set of top j vertices u that maximizes $q(u)/d(u)$. That is $S_j(q) = \{\pi(1), \dots, \pi(j)\}$, where π is the permutation that follows $\frac{q(\pi(i))}{d(\pi(i))} \geq \frac{q(\pi(i+1))}{d(\pi(i+1))}$. In addition, we let $\lambda_j(q) = \sum_{u \in S_j(q)} d(u)$ denote the volume of the set $S_j(q)$. Finally, the function I_x is defined as follows

$$I_x(q, \lambda_j(q)) = \frac{q(\pi(i))}{d(\pi(i))}. \quad (4)$$

In the next section, we will introduce the high-order structure preserving graph cut framework, i.e., *HOSPLOC*. Compared to Nibble, *HOSPLOC* can model the *user-specified* network structure and conduct a *structure-rich* cut with a small conductance. Moreover, similar to Nibble, *HOSPLOC* runs in polylogarithmic time with respect to the number of edges in the graph.

4 HIGH-ORDER NETWORK STRUCTURE AND THE HOSPLOC ALGORITHM

In the previous section, we introduced the notations and preliminaries. Now, we generalize the idea of truncated local clustering to produce clusters that preserve the *user-specified* high-order network structures. We start by introducing the adjacency tensor and the associated transition tensor based on the *user-specified* high-order network structures, followed by the discussion on the stationary distribution of high-order random walk. Then, we introduce the definitions of high-order conductance and high-order diffusion core. Finally, we present the proposed high-order local clustering algorithm *HOSPLOC* with theoretical analyses on the effectiveness and efficiency.

4.1 Adjacency Tensor and Transition Tensor

For an undirected graph G , the corresponding adjacency matrix A could be considered as a matrix representation of the existing edges on G . However, in many real applications, we may want to explore and capture more complex and high-order network structures. Table 1 summarizes the examples of network structures \mathbb{N} of different orders and the corresponding Markov chain. Notice that the order





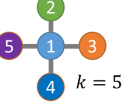
\mathbb{N}	Example	Illustration	Markov Chain
1 st -order	Vertex		0 th -order
2 nd -order	Edge		1 st -order
3 rd -order	3-node Line		2 nd -order
	Triangle		
k^{th} -order	k -node Star	 $k = 5$	$(k - 1)^{\text{th}}$ -order

Table 1: Network Structures \mathbb{N} and Markov Chains.

of the network structure is different from the order of the Markov chain (or random walk). For example, the edges in E are considered as the 2nd-order network structures, and they correspond to the 1st-order Markov Chain (random walk) due to the matrix representation of E . We use k to denote the order of the network structure \mathbb{N} . As what will be explained next, the k^{th} -order network structures correspond to the $(k - 1)^{\text{th}}$ -order Markov chain (random walk).

To model the *user-specified* network structure \mathbb{N} , we introduce the definition of adjacency tensor \mathbf{T} and the transition tensor \mathbf{P} to represent the high-order random walk induced by the high-order network structures \mathbb{N} .

Definition 4.1 (Adjacency Tensor). Given a graph $G = (V, E)$, the k^{th} -order network structure \mathbb{N} on G could be represented in a k -dimensional adjacency tensor \mathbf{T} as follows

$$T(i_1, i_2, \dots, i_k) = \begin{cases} 1 & \{i_1, i_2, \dots, i_k\} \subseteq V \text{ and form } \mathbb{N}. \\ 0 & \text{Otherwise.} \end{cases} \quad (5)$$

Definition 4.2 (Transition Tensor). Given a graph $G = (V, E)$ and the adjacency tensor \mathbf{T} for the k^{th} -order network structure \mathbb{N} , the corresponding transition tensor \mathbf{P} could be computed as

$$P(i_1, i_2, \dots, i_k) = \frac{T(i_1, i_2, \dots, i_k)}{\sum_{i_1=1}^n T(i_1, i_2, \dots, i_k)} \quad (6)$$

By the above definition, we have $\sum_{i_1} P(i_1, \dots, i_k) = 1$. Therefore, if each vertex in G is a distinguishable state, we can interpret the k^{th} -order transition tensor \mathbf{P} as a $(k - 1)^{\text{th}}$ -order Markov chain (random walk), i.e., $Pr(S_{t+1} = i_1 | S_t = i_2, \dots, S_{t-k+2} = i_k) = P(i_1, \dots, i_k)$. Intuitively, if $i_1 \neq i'_1$, and they both form \mathbb{N} together with i_2, \dots, i_k , then the probabilities of the next state being i_1 and being i'_1 are the same given $S_t = i_2, \dots, S_{t-k+2} = i_k$. Notice that the transition matrix M of a lazy random walk defined in Subsection 3.1 can be considered as a special case of Definition 4.2 with the 2nd-order network structure \mathbb{N} , if we allow self-loops.

4.2 Stationary Distribution

For the k^{th} -order network structure \mathbb{N} and the corresponding $(k - 1)^{\text{th}}$ -order random walk with transition tensor \mathbf{P} , if the stationary distribution \mathbf{X} exists, where \mathbf{X} is a $(k - 1)$ -dimensional tensor, then

it satisfies [15]

$$X(i_1, i_2, \dots, i_{k-1}) = \sum_{i_k} P(i_1, i_2, \dots, i_k) X(i_2, \dots, i_k). \quad (7)$$

where $X(i_1, \dots, i_{k-1})$ denotes the probability of being at states i_1, \dots, i_{k-1} in consecutive time steps upon convergence of the random walk, and $\sum_{i_1, \dots, i_{k-1}} X(i_1, \dots, i_{k-1}) = 1$.

However, for this system, storing the stationary distribution requires $O(n^{(k-1)})$ space complexity. For the sake of computational scalability, in high-order random walks, a commonly held assumption is ‘rank-one approximation’ [5, 23], i.e.,

$$X(i_2, \dots, i_k) = q(i_2) \dots q(i_k) \quad (8)$$

where $q \in \mathbb{R}_+^{n \times 1}$ with $\sum_i q(i) = 1$. Then, we have

$$\sum_{i_2, \dots, i_k} P(i_1, \dots, i_k) q(i_2) \dots q(i_k) = q(i_1).$$

In this way, the space complexity of the stationary distribution of high-order random walk is reduced to $O(n)$. Although q is an approximation of the true stationary distribution of the high-order random walk, [23] theoretically demonstrates the convergence and effectiveness of the nonnegative vector q if \mathbf{P} satisfies certain properties.

Following [5, 23], in this paper, we also adopt ‘rank-one approximation’ and assume the stationary distribution of the high-order random walk satisfies Eq. 8. To further simplify the notation, we let \bar{P} denote the $(k - 2)$ -mode unfolding matrix of the k -dimensional transition tensor \mathbf{P} . Thus, the $(k - 1)^{\text{th}}$ -order random walk satisfies:

$$q = \bar{P}(q \otimes \dots \otimes q) \quad (9)$$

where \otimes denotes the Kronecker product symbol. For example, for the third-order network structure \mathbb{N} (e.g., triangle), the transition tensor $\mathbf{P} \in \mathbb{R}^{n \times n \times n}$ can be constructed based on Definition 4.2. Then, the 1-mode unfolding matrix \bar{P} of \mathbf{P} can be written as follows

$$\bar{P} = [P(:, :, 1), P(:, :, 2), \dots, P(:, :, n)]$$

where $\bar{P} \in \mathbb{R}^{n \times n^2}$. In this way, the associated second-order random walk with respect to the triangle network structure satisfies

$$q = \bar{P}(q \otimes q).$$

4.3 High-Order Conductance

Given a high-order network structure \mathbb{N} , it is usually the case that the user would like to find a local cluster C on the graph G such that: (1) C contains a rich set of network structures \mathbb{N} ; (2) by partitioning all the vertices into C and \bar{C} , we do not break many such network structures. For example, in financial fraud detection, directed loops may refer to money laundering activities. In this case, we want to ensure the partition preserves rich directed loops inside the cluster and breaks such structure as less as possible. It is easy to see that the traditional definition of the conductance $\Phi(C)$ introduced in Subsection 3.1 does not serve this purpose. Therefore, we introduce the following generalized definition of conductance to preserve user-defined high-order network structure \mathbb{N} .

Definition 4.3 (k^{th} -order Conductance). For any cluster C in graph G and the k^{th} -order network structure \mathbb{N} , the k^{th} -order conductance $\Phi(C, \mathbb{N})$ is defined as

$$\Phi(C, \mathbb{N}) = \frac{\text{cut}(C, \mathbb{N})}{\min\{\mu(C, \mathbb{N}), \mu(\bar{C}, \mathbb{N})\}} \quad (10)$$

where $\text{cut}(C, \mathbb{N})$ denotes the number of network structures broken due to the partition of G into C and \bar{C} , i.e.,

$$\begin{aligned} \text{cut}(C, \mathbb{N}) = & \sum_{i_1, \dots, i_k \in V} T(i_1, \dots, i_k) - \sum_{i_1, i_2, \dots, i_k \in C} T(i_1, \dots, i_k) \\ & - \sum_{i_1, \dots, i_k \in \bar{C}} T(i_1, \dots, i_k) \end{aligned} \quad (11)$$

and $\mu(C, \mathbb{N})$ ($\mu(\bar{C}, \mathbb{N})$) denotes the total number of network structures \mathbb{N} incident to the vertices within C (\bar{C}), i.e.,

$$\begin{aligned} \mu(C, \mathbb{N}) = & \sum_{i_1 \in C; i_2, \dots, i_k \in V} T(i_1, i_2, \dots, i_k) \\ \mu(\bar{C}, \mathbb{N}) = & \sum_{i_1 \in \bar{C}; i_2, \dots, i_k \in V} T(i_1, i_2, \dots, i_k). \end{aligned} \quad (12)$$

CLAIM 1. Definition 4.3 provides a generic definition of network conductance with respect to any network structure, and it subsumes existing measures of network conductance. In particular.

- When \mathbb{N} represents edges, $\Phi(C, \mathbb{N})$ is twice the traditional conductance $\Phi(C)$ introduced in Subsection 3.1.
- When \mathbb{N} represents triangles, $\Phi(C, \mathbb{N})$ is the same as the ‘high-order conductance’ ϕ_3 introduced in [5].

4.4 High-Order Diffusion Core

Similar to the Nibble algorithm, we are given a seed vertex v , and our goal is to find a cluster C containing or near v without looking at the whole graph. The main advantage of our proposed work is that, given the *user-specified high-order* network structure \mathbb{N} , we are able to produce a local cluster that preserves such structure within the cluster C and does not break many such structures by partitioning the graph into C and \bar{C} .

To this end, we perform high-order random walk with transition tensor \mathbf{P} defined in Definition 4.2, starting from the seed vertex v . Let $q^{(t)}$ denote the distribution vector over all the vertices after the t^{th} iteration of the high-order random walk. Ideally, a seed vertex chosen within a cluster C with low conductance should lead to the discovery of this cluster. However, as pointed out in [29], for the 2nd-order network structure and the associated 1st-order random walk, if the vertices within the cluster are more strongly attached to vertices outside the cluster than inside it, they may not be good candidates for the seed, as the random walk will have a relatively high chance of escaping the cluster after a few iterations. Therefore, they propose the definition of the diffusion core to characterize the subset of vertices within the cluster, such that the random walks starting from such vertices stay inside the cluster for a long time. Here, we generalize the definition of a diffusion core to high-order network structures as follows.

Definition 4.4 (k^{th} -Order ξ -Diffusion Core). For any cluster C , we define $C^{k, \xi} \in C$ to be the k^{th} -order ξ -diffusion core of C , such

that

$$\chi_{C^{k, \xi}}^T q^{(t)} \leq \xi \frac{\text{cut}(C, \mathbb{N})}{\mu(C, \mathbb{N})} \quad (13)$$

where $q^{(t)}$ denotes the diffusion distribution of t -step high-order random walks, and ξ is a positive constant that controls the compactness of the diffusion core.

Note that the left hand side of Eq. 13, $\chi_{C^{k, \xi}}^T q^{(t)}$, represents the probability that a high-order random walk terminates outside the cluster C after t steps, which is also called the escaping probability of the cluster C . On the right hand side of Eq. 13, the numerator could be considered as the total number of the k^{th} -order random walk paths to escape cluster C , while the denominator could be regarded as the total number of the k^{th} -order random walk paths starting from C . It is easy to see that $\chi_{C^{k, \xi}}^T q^{(t)}$ is positively correlated with $\frac{\text{cut}(C, \mathbb{N})}{\mu(C, \mathbb{N})}$. Since, for a given C , $\chi_{C^{k, \xi}}^T q^{(t)}$ is a computable constant, we consider Eq. 13 as the compactness constraint for the k^{th} -order ξ -diffusion core $C^{k, \xi} \in C$.

PROPOSITION 4.5. For any cluster C and the k^{th} -Order ξ -diffusion core $C^{k, \xi} \in C$, we have

$$\chi_{C^{k, \xi}}^T q^{(t)} \leq \xi \Phi(C, \mathbb{N}). \quad (14)$$

PROOF. Given a cluster $C \in V$ and a k^{th} -order network structure \mathbb{N} , the corresponding k^{th} -order conductance can be computed as

$$\Phi(C, \mathbb{N}) = \frac{\text{cut}(C, \mathbb{N})}{\min\{\mu(C, \mathbb{N}), \mu(\bar{C}, \mathbb{N})\}}.$$

Obviously, we can divide the proof into the following two cases.

Case 1 : when $\mu(C, \mathbb{N}) \geq \mu(\bar{C}, \mathbb{N})$, $\Phi(C, \mathbb{N}) = \frac{\text{cut}(C, \mathbb{N})}{\mu(\bar{C}, \mathbb{N})} \geq \frac{\text{cut}(C, \mathbb{N})}{\mu(C, \mathbb{N})}$.

Case 2 : when $\mu(C, \mathbb{N}) < \mu(\bar{C}, \mathbb{N})$, $\Phi(C, \mathbb{N}) = \frac{\text{cut}(C, \mathbb{N})}{\mu(C, \mathbb{N})}$.

Thus, we have $\Phi(C, \mathbb{N}) \geq \frac{\text{cut}(C, \mathbb{N})}{\mu(C, \mathbb{N})}$. Meanwhile, by Definition. 4.4, it turns out that

$$\chi_{C^{k, \xi}}^T q^{(t)} \leq \xi \frac{\text{cut}(C, \mathbb{N})}{\mu(C, \mathbb{N})} \leq \xi \Phi(C, \mathbb{N}).$$

□

4.5 The Proposed HOSPLOC Algorithm

Basically, the proposed HOSPLOC could be decomposed into three main steps: (1) approximately compute the distribution of high-order random walk starting at any vertex from which the walk does not mix rapidly; (2) truncate all small entries in $q^{(t)}$ to 0, thus we can limit the computation to the neighborhood of the seed; (3) apply the vector-based graph partition method [24, 25, 29] to search for a *structure-rich* cut with a small conductance.

Now, we are ready to present our proposed HOSPLOC algorithm. The given input are the transition tensor \mathbf{P} , the transition matrix M , the seed vertex v , the conductance upper-bound ϕ , the maximum iteration number t_{\max} , and the constants b, c_1, ξ . Note that constant b controls the volume lower bound of the returned set C , i.e., $2^b \leq \mu(C)$, and c_1 is a constant which guarantees that the elements in C have a large probability of staying within C . Step 1 to Step 4 are the initialization process. Step 1 constructs unfolding matrix \bar{P} of the transition tensor \mathbf{P} . Step 2 to Step 4 compute the truncation constant ϵ and the truncated initial distributions vectors $r^{(m)}$, $m = 1, \dots, k - 1$. The iterative process between Step 5 and Step 16 aims

to identify the proper high-order local cluster C : Step 6 calculates the updated distribution over all the vertices in current iteration; Step 7 calculates the truncated local distribution $r^{(t)}$; the iterative process stops when it finds a proper cluster which satisfies the three constraints in Step 9 to Step 11, where condition (a) guarantees that the conductance of C is upper-bounded by ϕ , condition (b) ensures that the volume of C is lower-bounded by 2^b , and condition (c) enforces that elements in C have a large probability mass.

Algorithm 1 High-Order Structure-Preserved Local Cut (*HOSPLOC*)

Input:

- (1) Transition tensor \mathbf{P} and transition matrix M ,
- (2) Initial vertex v ,
- (3) Conductance upper bound ϕ ,
- (4) Maximum iteration number t_{\max} ,
- (5) Parameters b, c_1, ξ .

Output:

Local cluster C ;

- 1: Construct the unfolding matrix \bar{P} of the transition tensor \mathbf{P} .
 - 2: Compute constant ϵ based on Eq. 3.
 - 3: Set initial distribution vectors $q^{(t)} = M^{(t-1)}\chi_v$, where $t = 1, \dots, k-1$.
 - 4: Compute truncated initial local distribution vectors $r^{(t)} = [q^{(t)}]_\epsilon$, $t = 1, \dots, k-1$.
 - 5: **for** $t = k : t_{\max}$ **do**
 - 6: Update distribution vector $q^{(t)} = \bar{P}(r^{(t-1)} \otimes \dots \otimes r^{(t-k+1)})$.
 - 7: Update truncated distribution vectors $r^{(t)} = [q^{(t)}]_\epsilon$.
 - 8: **if** there exists a j such that:
 - 9: (a) $\Phi(S_j(q^{(t)})) \leq \phi$,
 - 10: (b) $2^b \leq \lambda_j(q^{(t)})$,
 - 11: (c) $I_X(q^{(t)}, 2^b) \geq \frac{\xi}{c_1(l+2)2^b}$. **then**
 - 12: return $C = S_j(q^{(t)})$ and quit.
 - 13: **else**
 - 14: Return $C = \emptyset$.
 - 15: **end if**
 - 16: **end for**
-

Next, we analyze the proposed *HOSPLOC* algorithm in terms of effectiveness and efficiency. Regarding the effectiveness, we will show that for any cluster C , if the seed vertex comes from the k^{th} -order ξ -diffusion core, i.e., $v \in C^{k, \xi}$, then the non-empty set C' returned by *HOSPLOC* has a large overlap with C . To be specific, we have the following theorem.

THEOREM 4.6 (EFFECTIVENESS OF *HOSPLOC*). *Let C be a cluster on graph G such that $\Phi(C, \mathbb{N}) \leq \frac{1}{c_2(l+2)}$, where $2c_1 \leq c_2$. If *HOSPLOC* runs with starting vertex $v \in C^{k, \xi}$ and returns a non-empty set C' , then we have $\mu(C' \cap C) \geq 2^{b-1}$.*

PROOF. Let $q^{(t)}$, $t \leq t_{\max}$, be the distribution of t -step high-order random walk when the set $C' = S_j(q^{(t)})$ is obtained. Then, based on Proposition 4.5, we have the following inequality

$$\chi_C^T q^{(t)} \leq \chi_{C^{k, \xi}}^T q^{(t)} \leq \xi \Phi(C, \mathbb{N}) \leq \frac{\xi}{c_2(l+2)}. \quad (15)$$

In Step 11 of Algorithm 1, condition (c) guarantees that

$$I_X(u) = \frac{q^{(t)}(u)}{d(u)} \geq \frac{\xi}{c_1(l+2)2^b} \quad (16)$$

where $u \in S_j(q^{(t)})$. Since $d(u) \geq 0$ and $c_1(l+2)2^b \geq 0$, we can infer the following inequality from Eq. 16

$$d(u) \leq \frac{1}{\xi} c_1(l+2)2^b q^{(t)}(u). \quad (17)$$

Let j' be the smallest integer such that $\lambda_{j'}(q^{(t)}) \geq 2^b$. In Step 10 of Algorithm 1, condition (b) guarantees that $j' \leq j$. By Eq. 15 and Eq. 17, we have

$$\begin{aligned} & \mu(S_{j'}(q^{(t)}) \cap \bar{C}) \\ &= \sum_{u \in S_{j'}(q^{(t)}) \cap \bar{C}} d(u) \\ &\leq \sum_{u \in S_{j'}(q^{(t)}) \cap \bar{C}} \frac{1}{\xi} c_1(l+2)2^b q^{(t)}(u) \\ &\leq \frac{1}{\xi} c_1(l+2)2^b (\chi_C^T q^{(t)}) \\ &\leq \frac{\xi c_1(l+2)2^b}{\xi c_2(l+2)} \leq 2^{b-1}. \end{aligned} \quad (18)$$

Due to $2^b \leq \lambda_{j'}(q^{(t)})$, it turns out that $\mu(S_{j'}(q^{(t)}) \cap C) \geq 2^{b-1}$. Since $j \geq j'$, we have the final conclusion

$$\mu(S_j(q^{(t)}) \cap C) \geq \mu(S_{j'}(q^{(t)}) \cap C) \geq 2^{b-1}. \quad (19)$$

□

Regarding the efficiency of *HOSPLOC*, we provide the following lemma to show the *polylogarithmic* time complexity of *HOSPLOC* with respect to the number of edges in the graph.

LEMMA 4.7 (EFFICIENCY OF *HOSPLOC*). *Given Graph G and the k^{th} -order network structure \mathbb{N} , $k \geq 3$, the time complexity of *HOSPLOC* is bounded by $O\left(t_{\max} \frac{2^{bk}}{\phi^{2k}} \log^{3k} m\right)$.*

PROOF. To bound the running time of *HOSPLOC*, we first show that each iteration in Algorithm 1 takes time $O(\frac{1}{\epsilon^k})$. Instead of conducting dense vector multiplication or Kronecker product, we track the nonzeros in both matrixes and vectors. Here, we let V^t denote the set of vertices such that $\{u \in V^{(t)} | r^{(t)}(u) > 0\}$, and $V^{(i)}$ be the set with the maximum number of nonzero elements in $\{V^{(t)} | 1 \leq t \leq t_{\max}\}$. In Step 6, the Kronecker product chain $r^{(t-1)} \otimes \dots \otimes r^{(t-k+1)}$ can be performed in time proportion to

$$|V^{(t-1)}| \dots |V^{(t-k+1)}| \leq |V^{(i)}|^{(k-1)} \leq \mu(V^{(i)})^{(k-1)}.$$

Also, [29] shows that $\mu(V^{(t)}) \leq 1/\epsilon$ for all t . Therefore, to compute $r^{(t-1)} \otimes \dots \otimes r^{(t-k+1)}$ takes $O(\mu(V^{(i)})^{(k-1)}) \leq O(1/\epsilon^{(k-1)})$ time. After that, the matrix vector product can be computed in

$$O(\mu(V^{(t)}, \mathbb{N})) \leq O(\mu(V^{(i)}, \mathbb{N})) \leq O(\mu(V^{(i)}))^k \leq O\left(\frac{1}{\epsilon^k}\right).$$

The truncation in Step 7 can be computed in time $O(|V^{(i)}|)$. Step 8 to Step 15 require sorting the vertices in $|V^t|$ according to $r^{(t)}$, which takes time $O(|V^{(i)}| \log |V^{(i)}|)$. In sum, the time complexity of each iteration in *HOSPLOC* is $O(\frac{1}{\epsilon^k})$.

Since the algorithm runs at most t_{max} iterations, the overall time complexity of *HOSPLOC* is $O(\frac{t_{max}}{\epsilon^k})$. By Eq. 3, we can expand $O(\frac{t_{max}}{\epsilon^k})$ as follows

$$O\left(\frac{t_{max}}{\epsilon^k}\right) = O\left(t_{max} \left(\frac{2^b \log^3 \mu(V)}{\phi^2}\right)^k\right) = O\left(t_{max} \frac{2^{bk} \log^{3k} m}{\phi^{2k}}\right).$$

□

Remark 1: The major computation overhead of Algorithm 1 comes from Step 6. Note that $O\left(t_{max} \frac{2^{bk} \log^{3k} m}{\phi^{2k}}\right)$ is a strict upper-bound for considering extreme cases. While, due to the power law distribution in real networks, we may usually have $|V^{(t)}| \leq \sqrt{\mu(V^{(t)})}$. Then, the time complexity of Algorithm 1 can be reduced to $O(t_{max}/\epsilon^{k/2}) = O(t_{max}(2^b/\phi^2)^{k/2} \log^{3k/2} m)$.

Remark 2: Suppose the maximum iteration number of Nibble and *HOSPLOC* are both upper-bounded by t_{max} , then the time complexity of Nibble is $O\left(\frac{t_{max} 2^{bk} \log^4 m}{\phi^2}\right)$. Considering the $k = 3$ case, the time complexity of *HOSPLOC* is $O\left(t_{max} \frac{2^{3b} \log^9 m}{\phi^6}\right)$. Without considering the impact from the other constants, we can see that similar to Nibble, *HOSPLOC* also runs in *polylogarithmic* time complexity with respect to the number of edges in the graph.

5 GENERALIZATIONS AND APPLICATIONS

In this section, we will introduce several generalizations and applications of our proposed *HOSPLOC* algorithm on signed networks, bipartite networks and multipartite networks.

5.1 Community Detection on Signed Network

First, we extend our proposed framework, i.e., *HOSPLOC*, to solve problems on signed graphs. In many real applications, the high-order network structures of interest to us are presented with signed edges. For instance, Fig. 2 presents an unstable 3-node network structure and a stable 3-node network structure based on social status theorem [17]. In community detection [13], we may want to ensure (1) the stable configurations to be rich within communities and sparse in-between different communities; (2) the unstable configurations to be sparse within communities and rich in-between different communities. For this purpose, the adjacency tensor can be constructed as follows

$$T(i_1, i_2, \dots, i_k) = \begin{cases} 1 & \{i_1, i_2, \dots, i_k\} \text{ is stable structure} \\ 0 & \{i_1, i_2, \dots, i_k\} \text{ is unstable structure} \\ \alpha & \text{Otherwise} \end{cases} \quad (20)$$

where $\{i_1, i_2, \dots, i_k\} \in V$ and constant $0 < \alpha < 1$. By this way, we can ensure: (1) the returned cluster of *HOSPLOC* contains rich stable structures; (2) the partition would most likely break unstable structures.

5.2 Adversarial Learning on Bipartite Network

We now turn our attention to the problem of user behavior modeling on the adversarial networks. Given an adversarial network $B = (V_B, E_B)$, the bipartite graph B contains two types of nodes, i.e., user nodes V_U and advertiser campaign nodes V_A , i.e., $V_B =$

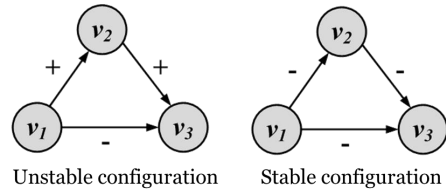


Figure 2: Social Status Theory Example: (Left) A directed “+” edge from node v_1 to node v_2 shows that v_2 has a higher status than v_1 . (Right) A directed “-” edge from node v_1 to node v_2 shows vice versa.

$\{V_U, V_A\}$. The edges E_B only exist between user nodes V_U and advertiser campaign nodes V_A . Intuitively, the customers with similar activities on the adversarial network should be included in the same cluster. For this reason, we choose 4-node loop as the base network structure for *HOSPLOC* algorithm. Specifically, suppose both user nodes u_1, u_2 have user-campaign interactions with the advertiser campaign nodes a_1 and a_2 , then we have a 4-node loop, i.e., $u_1 \rightarrow a_1 \rightarrow u_2 \rightarrow a_2 \rightarrow u_1$. In this problem, we consider the adversarial network as an undirected graph, and the adjacency tensor can be constructed as follows

$$T(i_1, i_2, i_3, i_4) = \begin{cases} 1 & \{i_1, i_2, i_3, i_4\} \text{ form a 4-nodes loop} \\ 0 & \text{Otherwise} \end{cases} \quad (21)$$

where $\{i_1, i_2, i_3, i_4\} \in V_B$. Starting from an initial vertex, the returned cluster C_B by *HOSPLOC* would represent a local user-campaign community, which consists of both similar users and the users’ favorite advertiser campaigns.

5.3 Synthetic ID Detection on Multipartite Network

Now we will explain how to detect synthetic IDs on PII network by using our proposed *HOSPLOC* algorithm. PII network is a typical multipartite network, where each partite set of nodes represents a particular type of PII, such as users’ names, users’ accounts, and email addresses, and the edges only exist between different partite sets of nodes. In synthetic ID fraud [18], criminals often use modified identity attributes, such as phone number, home address and email address, to combine with real users’ information and create synthetic IDs to do malicious activities. Hence, for the synthetic IDs, there is a high possibility that their PIIs would be shared by multiple identities, which may compose rich star-shaped structures. In this case, the adjacency tensor can be constructed as

$$T(i_1, i_2, \dots, i_k) = \begin{cases} 1 & \{i_1, i_2, \dots, i_k\} \text{ form a } k\text{-node star} \\ 0 & \text{Otherwise} \end{cases} \quad (22)$$

where $\{i_1, i_2, \dots, i_k\} \in V_B$. Note that the returned partition may consist of various types of nodes. However, it is viable to trace back from the extracted PII nodes and discover the set of synthetic identities.

6 EXPERIMENTAL RESULTS

Now, we demonstrate the performance of our proposed *HOSPLOC* algorithm in the sense of effectiveness, efficiency, and parameter

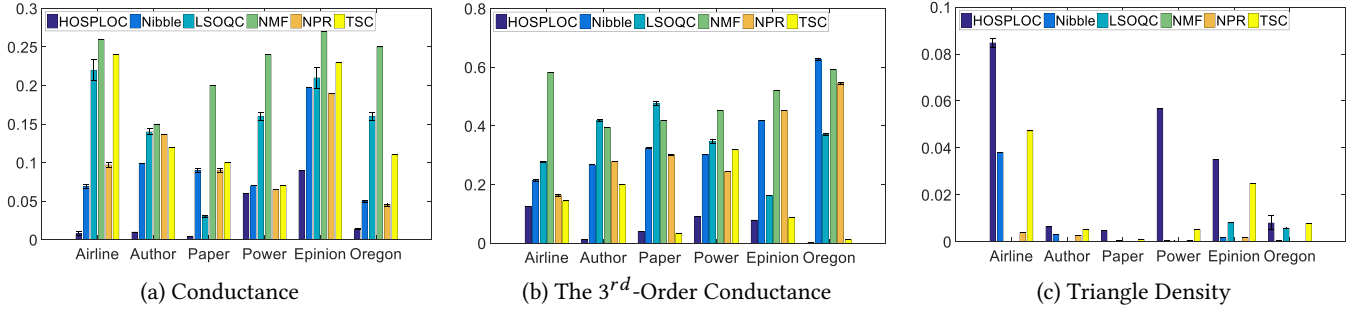


Figure 3: Effectiveness.

sensitivity. Moreover, we also present two interesting case studies on bipartite graph and multipartite graph.

6.1 Experiment Setup

Category	Network	Type	Nodes	Edges
Citation	Author	Undirected	61,843	402,074
	Paper	Undirected	62,602	10,904
Infrastructure	Airline	Undirected	2,833	15,204
	Oregon	Undirected	7,352	15,665
	Power	Undirected	4,941	13,188
Social	Epinion	Undirected	75,879	508,837
Review	Rating	Bipartite	8724	90962
Financial	PII	Multipartite	375	519

Table 2: Statistics of the Networks.

Data sets: We evaluate our proposed algorithm on both synthetic and real-world network graphs. The statistics of all real data sets are summarized in Table 2.

- *Collaboration Network:* We use two collaboration networks from*. In network (Author), the nodes are authors, and an edge only exists when two authors have a co-authored paper. In network (Paper), the nodes are distinct papers, and an edge only exists when one paper cites another paper.
- *Infrastructure Network:* In network (Airline)[†], the nodes represent 2,833 airports, and the edges represent the U.S. flights in a one-month interval. Network (Oregon) [20] is a network of routers in Autonomous Systems inferred from Oregon route-views between March 31, 2001, and May 26, 2001. Network (Power)[‡] contains the information of the power grid of the western states of U.S. A node represents a generator, a transformer or a substation, and an edge represents a power supply line.
- *Social Network:* Network (Epinion) [20] is a who-trust-whom online social network. Each node represents a user, and one edge exists if and only if when one user trusts another user.
- *Review Network:* Network (Rating) [16] is a bipartite graph, where one side of nodes represent 643 users, and another side of nodes represent 7,483 movies. Edges refer to the positive ratings, i.e., rating score larger than 2.5, on MovieLens website. Note that this network is a subgraph from the original one, due to storing

the 4th-order transition tensor of the original graph, i.e., 100s K vertices and millions edges, requires too much memory.

- *Financial Network:* Network (PII) is a multipartite graph, which consists of five types of vertices, i.e., 112 bank accounts, 71 names, 80 emails, 35 addresses, and 77 phone numbers. Edges only exist between account vertices and PII vertices.

Comparison Methods: In our experiments, we compare our methods with both local and global graph clustering methods. Specifically, the comparison algorithm includes three local algorithms, i.e., (1) Nibble [29]; (2) NPR [2]; (3) LS-QOC [31], and two global clustering algorithms, i.e., (1) NMF [12]; (2) TSC [5]. Among these five baseline algorithms, TSC algorithm is designed based on high-order Markov chain, which can model high-order network structures, i.e., triangle.

Repeatability: Most of the data sets are publicly available. The code of the proposed algorithms will be released on the authors' website. For all the results reported, we set $c_1 = 140$ and $\xi = 1$. The experiments are mainly performed on a Windows machine with four 3.5GHz Intel Cores and 256GB RAM.

6.2 Effectiveness Comparison

The effectiveness comparison results conducted on six real undirected graphs by the following three evaluation metrics are shown in Fig. 3. Among them, (1) **Conductance** [7] measures the general quality of a cut on graph, which quantitatively indicates the compactness of a cut; (2) **The 3^{rd} -Order Conductance** could be computed based on Eq. 10 by treating triangle as the network structure \mathbb{N} , which estimates how well the network structure \mathbb{N} is preserved in the returned cut from being broken by the partitions; (3) **Triangle Density** [7] computes the ratio of how rich the triangle is included in the returned cluster.

Moreover, to evaluate the convergence of local algorithms, we randomly select 30 vertices from one cluster on each testing graph and run all the local algorithms multiple times by treating each of these nodes as an initial vertex. In Fig. 3, the heights of bars indicate the average value of evaluation metrics, and the error bars (only for local algorithms) represent the standard deviation of evaluation metrics in multiple runs. We have the following observations: (1) In general, local algorithms perform better than the global algorithm, and our HOSPLOC algorithm consistently outperforms the others on all the evaluation metrics. For example, compared to the best competitor, i.e., TSC, on network (Airline), HOSPLOC algorithm is

*<https://aminer.org/data>

[†]<http://www.levmuchnik.net/Content/Networks/NetworkData.html>

[‡]<http://konect.uni-koblenz.de/networks/opsahl-powergrid>

97% smaller on conductance, 12.2% smaller on the 3^{rd} -order conductance, 80% larger on triangle density. (2) High-order Markov chain models, i.e., *HOSPLOC* and TSC, could better preserve triangles in the returned cluster. For example, on network (Epinion), both *HOSPLOC* and TSC return a cluster with much higher triangle density and much lower the 3^{rd} -order conductance. (3) *HOSPLOC* algorithm shows a more robust convergence property than the other local clustering algorithm by comparing the size of error bars. For example, among the three local algorithms, only *HOSPLOC* algorithm returns the identical cluster on network (Paper) with different initial vertexes.

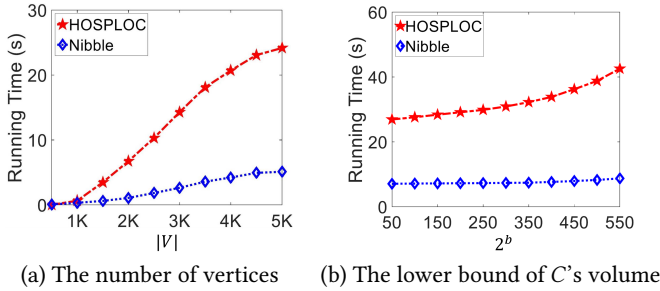


Figure 4: Scalability Analysis.

6.3 Scalability Analysis

Here, we evaluate the efficiency of our proposed *HOSPLOC* algorithm with triangle as the specified network structure, by comparing with Nibble algorithm on synthetic graphs. Since our method is built on higher order of random walk than Nibble, we consider Nibble as the running time lower bound of *HOSPLOC* algorithm. Notice that all the results in Fig. 4 are the average values of multiple runs by using 30 different initial vertexes on the same graph. In Fig. 4 (a), we show the running time of *HOSPLOC* and Nibble on a series of synthetic graphs with increasing number of vertices but fixed edge density of 0.5%. We observe that although *HOSPLOC* requires more time than Nibble in each run, the running time of *HOSPLOC* increases *polylogarithmically* with the size of the graph $|V|$. In Fig. 4 (b), we show the running time of *HOSPLOC* and Nibble versus the lower bound of output volume on the synthetic graph with 5000 vertices and 0.5% edge density, by keeping the other parameters fixed. We can see that the running time of *HOSPLOC* is polynomial with respect to 2^b , which is consistent with our time complexity analysis.

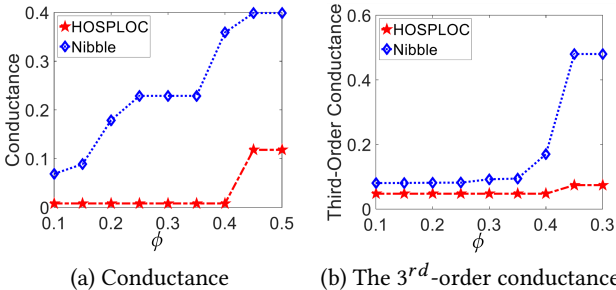


Figure 5: Parameter Analysis w.r.t. Conductance Upper-bound ϕ .

6.4 Parameter Analysis

In this subsection, we analyze the parameter sensitivity of our proposed *HOSPLOC* algorithm with triangle as the specified network structure, by comparing with Nibble algorithm on the synthetic graph with 5000 vertices and 0.5% edge density. In the experiments, we evaluate the conductance and the 3^{rd} -order conductance of the returned cut with different values of input parameter ϕ . In Fig. 5, we have the following observations: (1) *HOSPLOC* returns the optimal cut even with a very loose conductance upper bound ϕ . In Fig. 5 (a), we can see the output conductance of *HOSPLOC* converges to the minimum value when $\phi = 0.4$, while the output conductance of Nibble converges to its minimum value until $\phi = 0.1$. (2) Both the conductance and the 3^{rd} -order conductance of *HOSPLOC*'s cut are always smaller than Nibble's cut with different ϕ .

6.5 Case Study

In this subsection, we will consider more complex network structures and perform our proposed *HOSPLOC* algorithm on bipartite and multipartite networks.

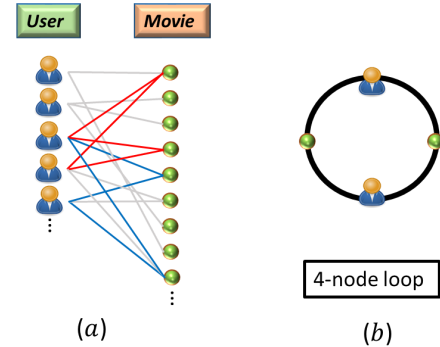


Figure 6: Case study on bipartite network Rating. (a) An example of detected community by *HOSPLOC* on Rating. (b) An example of 4-node loop on Rating.

Case Study on Bipartite Graph. We conduct a case study on the network (Rating) to find a local community consisting of similar taste users and their favorite movies. In this case study, we construct the transition tensor on the basis of 4-node loop based on Eq. 21. Fig. 6 (a) presents a miniature of the cluster identified by our proposed *HOSPLOC* algorithm regarding 4-node loop that illustrated in Fig. 6 (b). For example, in Fig. 6, the highlighted red loop shows that both of the third and the fourth users like the first and the fourth movies, while the highlighted blue loop represents that both of the third and the fifth users like the fifth and the last movies. It seems the fifth user does not like the first movie due to no direct connection between them. While the interesting part is the first, the fifth and the last movies are from the same series, i.e., Karate Kid I, II, III. Moreover, the fourth movie, i.e., Back to School, and Karate Kid I, II, III, are all from the category of comedy. It turns out that our *HOSPLOC* algorithm returns a community of comedy movies and their fans.

Case Study on Multipartite Graph. Here, we conduct a case study on the network (PII) to identify suspicious systemic IDs. In this case, we treat 5-node star as the underlying network structure, and the corresponding transition tensor could be generated

by Eq. 22. Fig. 7 (a) presents a subgraph of the returned cut by our proposed *HOSPLOC* algorithm regarding 5-node star that illustrated in Fig. 7 (b). We can see that many PIIIs are highly shared by different accounts. For example, the account connected with blue lines shares the home address and email address with the account connected with purple lines, while the account connected with red lines shares the holder's name and phone number with the account connected with blue lines. Comparing with the regular dense subgraph detection methods, our method can better identify the IDs who share their PIIIs with others, by exploring the nature structure of PII, i.e., 5-node star, on the given graph.

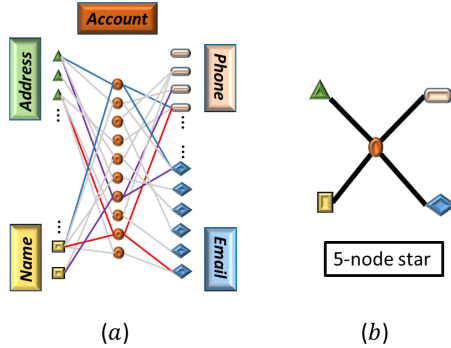


Figure 7: Case study on multipartite network PII. (a) An example of detected community by *HOSPLOC* on PII. (b) An example of 5-node star on PII.

7 CONCLUSION

In this paper, we propose a local clustering framework, i.e., *HOSPLOC*, that gives users the flexibility to model any high-order network structures and returns a small high-order conductance cluster which largely preserves the *user-specified* network structures. Besides, we analyze its performance in terms of the optimality of the obtained cluster and the *polylogarithmic* time complexity on massive graphs. Furthermore, we generalize the proposed *HOSPLOC* algorithm and try to solve multiple real problems on signed networks, bipartite networks and multipartite networks, by exploring the useful high-order network connectivity patterns, such as loops and stars. Finally, the extensive empirical evaluations on a diverse set of networks demonstrate the effectiveness and scalability of our proposed *HOSPLOC* algorithm.

ACKNOWLEDGMENT

This work is supported by National Science Foundation under Grant No. IIP-1430144, No. IIS-1552654 and No. IIS-1651203, ONR under Grant No. N00014-15-1-2821 and No. N00014-16-1-2015, DTRA under Grant No. HDTRA1-16-0017, Army Research Office under the contract number No. W911NF-16-1-0168, National Institutes of Health under the grant number No. R01LM011986, Region II University Transportation Center under the project number No. 49997-33 25, an IBM Faculty Award and a Baidu gift.

REFERENCES

- [1] SR A and SR D. 1988. Limit distribution of a high order Markov chain. *J R Stat Soc* (1988).
- [2] R. Andersen, F. Chung, and K. Lang. 2006. Local graph partitioning using pagerank vectors. In *IEEE FOCS* (2006).

- [3] R. Andersen, F. Chung, and K. Lang. 2007. Local partitioning for directed graphs using PageRank. In *International Workshop on Algorithms and Models for the Web-Graph*. Springer.
- [4] R. Andersen, S. O. Gharan, Y. Peres, and L. Trevisan. 2016. Almost Optimal Local Graph Clustering Using Evolving Sets. *JACM* (2016).
- [5] A. R. Benson, D. F. Gleich, and J. Leskovec. 2015. Tensor spectral clustering for partitioning higher-order network structures. In *SIAM SDM* (2015).
- [6] A. R. Benson, D. F. Gleich, and L.-H. Lim. 2016. The Spacey Random Walk: A stochastic Process for Higher-Order Data. *arXiv preprint arXiv:1602.02102* (2016).
- [7] B. Bollobás. 2013. *Modern graph theory*. Springer Science & Business Media (2013).
- [8] C. Chen, J. He, N. Bliss, and H. Tong. 2015. On the connectivity of multi-layered networks: Models, measures and optimal control. In *IEEE ICDM* (2015).
- [9] C. Chen, H. Tong, L. Xie, L. Ying, and Q. He. 2016. FASCINATE: Fast Cross-Layer Dependency Inference on Multi-layered Networks. In *ACM SIGKDD* (2016).
- [10] F. Chierichetti, R. Kumar, P. Raghavan, and T. Sarlos. 2012. Are web users really markovian?. In *ACM WWW* (2012).
- [11] K.-K. R. Choo. 2008. *Money laundering risks of prepaid stored value cards*. Australian Institute of Criminology (2008).
- [12] C. Ding, T. Li, and M. I. Jordan. 2008. Nonnegative matrix factorization for combinatorial optimization: Spectral clustering, graph matching, and clique finding. In *IEEE ICDM* (2008).
- [13] S. Fortunato. 2010. Community detection in graphs. *Physics reports* (2010).
- [14] S. O. Gharan and L. Trevisan. 2012. Approximating the expansion profile and almost optimal local graph clustering. In *IEEE FOCS* (2012).
- [15] D. F. Gleich, L.-H. Lim, and Y. Yu. 2015. Multilinear PageRank. *SIMAX* (2015).
- [16] F. M. Harper and J. A. Konstan. 2016. The movielens datasets: History and context. *TiiS* (2016).
- [17] A. B. Hollingshead et al. 1975. Four factor index of social status. (1975).
- [18] C. J. Hoofnagle. 2007. Identity theft: Making the known unknowns known. *Harv. JL & Tech.* (2007).
- [19] T. Leighton and S. Rao. 1999. Multicommodity max-flow min-cut theorems and their use in designing approximation algorithms. *JACM* (1999).
- [20] J. Leskovec and A. Krevl. 2014. SNAP Datasets: Stanford Large Network Dataset Collection. <http://snap.stanford.edu/data>. (June 2014).
- [21] J. Li, H. Dani, X. Hu, and H. Liu. 2017. Radar: Residual Analysis for Anomaly Detection in Attributed Networks. In *IJCAI* (2017).
- [22] J. Li, X. Hu, L. Jian, and H. Liu. 2016. Toward Time-Evolving Feature Selection on Dynamic Networks. In *IEEE ICDM* (2016).
- [23] W. Li and M. K. Ng. 2014. On the limiting probability distribution of a transition probability tensor. *Linear and Multilinear Algebra* (2014).
- [24] L. Lovász and M. Simonovits. 1990. The mixing rate of Markov chains, an isoperimetric inequality, and computing the volume. In *IEEE FOCS* (1990).
- [25] L. Lovász and M. Simonovits. 1993. Random walks in a convex body and an improved volume algorithm. *Random structures & algorithms* (1993).
- [26] A. E. Raftery. 1985. A model for high-order Markov chains. *J R Stat Soc Series B Stat Methodol* (1985).
- [27] M. Rosvall, A. V. Esquivel, A. Lancichinetti, J. D. West, and R. Lambiotte. 2014. Memory in network flows and its effects on spreading dynamics and community detection. *Nature communications* (2014).
- [28] J. Šima and S. E. Schaeffer. 2006. On the NP-completeness of some graph cluster measures. In *Springer SOFSEM* (2006).
- [29] D. A. Spielman and S.-H. Teng. 2013. A local clustering algorithm for massive graphs and its application to nearly linear time graph partitioning. *SICOMP* (2013).
- [30] J. L. Teugels. 2008. Markov Chains: Models, Algorithms and Applications. *JASA* (2008).
- [31] C. Tsourakakis, F. Bonchi, A. Gionis, F. Gullo, and M. Tsiarli. 2013. Denser than the densest subgraph: extracting optimal quasi-cliques with quality guarantees. In *ACM SIGKDD* (2013).
- [32] C. E. Tsourakakis, J. Pachocki, and M. Mitzenmacher. 2017. Scalable motif-aware graph clustering. In *WWW* (2017).
- [33] T. Wu, A. R. Benson, and D. F. Gleich. 2016. General tensor spectral co-clustering for higher-order data. In *NIPS* (2016).
- [34] D. Zhou, J. He, K.-S. Candan, and H. Davulcu. 2015. MUVIR: Multi-View Rare Category Detection. In *IJCAI* (2015).
- [35] D. Zhou, J. He, Y. Cao, and J. Seo. 2016. Bi-level Rare Temporal Pattern Detection. In *IEEE ICDM* (2016).
- [36] D. Zhou, A. Karthikeyan, K. Wang, N. Cao, and J. He. 2016. Discovering rare categories from graph streams. *Springer DMKD* (2016).
- [37] D. Zhou, K. Wang, N. Cao, and J. He. 2015. Rare category detection on time-evolving graphs. In *IEEE ICDM* (2015).
- [38] Y. Zhou and J. He. 2016. Crowdsourcing via tensor augmentation and completion. In *IJCAI* (2016).
- [39] Y. Zhou, L. Ying, and J. He. 2017. MultiC2: an Optimization Framework for Learning from Task and Worker Dual Heterogeneity. In *SIAM SDM* (2017).